




Learning Intention
Hey, why this lesson?

IS TO LEARN ABOUT G.T.S. AND WHAT
IT CAN ACHIEVE



Jesus spoke to everyone – from high priests to the marginalised – and managed to convey his message. Today His message resonates with people from all walks of life and different cultures. Following in His footsteps, we will cultivate and nurture an understanding of the power of effective G.T.S. We will prove and discuss that when you greet, treat and speak to people, it can open positive doors for you and/or help others with their day.

Hint: It takes practice to cultivate G.T.S.

Scripture

Read the story of Jesus and Zaccheus, Luke 19:1–10.

Jesus used his parables to connect with people from all walks of life. Ask the students why it was such a big thing for Jesus to approach a tax collector? Can we approach some people who are unpopular or who have given us a hard time?

ACARA Connection
RE Key Understanding

Connect to your own State/Territory's key understandings of Religious Education e.g. Christian Living, Religion and Society

Health and physical education / Year 7 and 8 / Personal, Social and Community Health / Communicating and interacting for health and wellbeing

Curriculum content descriptions

Analyse factors that influence emotions, and develop strategies to demonstrate empathy and sensitivity (ACPPS075).

<https://www.australiancurriculum.edu.au/Search/?q=ACPPS075>

Virtues


- **enthusiasm** – showing an eagerness, warmth and genuine interest
- **confidence** – that you can rely on someone or something, trust
- **friendliness** – genuinely interested, affectionate

As well as completing 'Your turn ' and 'GTS takes practice' on page 50, ask the students to choose one of the virtues that they feel they need to work on/ why / how. Discuss this with a classmate.



Warm Up Activity

1. Watch the following Mr Bean episode on how he treats, greets, and speaks to people at a hospital in an effort to get his own way. There is a selfishness in his actions.
[AT THE HOSPITAL | FUNNY CLIP | MR BEAN OFFICAL, 6:12 DURATION](#)
<https://www.youtube.com/watch?v=OoI57NeMwCc>
2. Discuss who he looked down on e.g. elderly, children, disabled.
3. How do the three virtues work in with this topic?
4. Complete pages 50–51.



Main Activity — It all takes practice!

1. Try this simple activity for the rest of the week:
 - i) For five days in a row, choose to trial a G.T.S. approach.
 - ii) Say good morning to someone but stop, make eye contact when you do it, smile and then listen to their answer and reply. Report back.
2. We need to listen to replies and use our ‘listening with intent’ to follow up on what is said. E.g. not just ‘Hi’.
3. If the person you are approaching is busy, even a smile, a thumbs up or a wave will get a ‘reply’ reaction/reciprocation and will definitely improve relationships.

Spiritual Connection

Spiritual Connection Activity

Page 51 looks closely at how Jesus had empathy. Ask the students ‘why the graphic of shoes?’ Follow up with ‘have you ever walked in others’ shoes?’

Prayer/Reflection

Ask the students to reflect on this prayer from page 130 in the student book.

Lord,

Please give me the strength and the willpower to not just think about myself. Help me to remember to open my heart to those around me who struggle and who don't have the opportunities that I have been given. Let me strive to be of service to others and show them compassion. Amen.

Reflection Questions

Reflection Activity

How does respect come into G.T.S.? Do the students have to change and if so, why? This is often a difficult time in teenagers’ lives to communicate properly. What habit should they endeavour to cultivate? Listening with intent is an ART – what does it include?



Success Criteria

For students to be able to ...

- incorporate G.T.S. into their everyday lives and then explain what it can bring into their lives
- explain that 'sincerity' is shown in the way they greet, treat and speak to others. Why is this necessary?
- understand that G.T.S. is a habit to cultivate because it will bring positives
- identify that G.T.S. can and does bring joy into others' lives.

Take Away




Ask the students what is the ONE thing they are going to take away from this unit of work.

Extensions

Extension Ideas

When you were interviewed for secondary school, what impression did you make? After this lesson on G.T.S. how could you have improved another interview you had taken part in before? For example:

1. You are going for a job interview. Work out with another member of the class, or with the whole class, the G.T.S. that should take place before the interview even begins. This is more crucial than what you say during the interview. For example, how you greet the interviewer, look at him/her, how you ask how they are, etc. Act out various scenarios in the class.
2. Research the Zacchaeus story and discover how Jesus used positive G.T.S. to gain Zacchaeus' confidence.



Relatable Quote

Kind words can be short and easy to speak, but their echoes are truly endless.

– Mother Teresa of Calcutta